

dot

SYSTEM



www.as-shop.de

Das *dot* **SYSTEM** für den
dezenten Chic der Einrichtung.

dot SYSTEM



DOT-Glaswand 10mm
200x125cm Art. GLM 6.60-1



DOT-Glaswand 10mm
200x100cm Art. GLM 6.60-2




DOT-Glaswand 10mm
200x62,5cm Art. GLM 6.60-3

DOT-Holzwan 19mm
200x125cm Art. HLM 6.70-1

DOT-Holzwan 19mm
200x100cm Art. HLM 6.70-2

DOT-Holzwan 19mm
200x62,5cm Art. HLM 6.70-3



Buchse verklebbar
Art. LM 6.21-2




Konfektionsstange mit Holzboden
KS t=400mm

62,5cm Art. HLM 6.10-4
100 cm Art. HLM 6.10-5
125 cm Art. HLM 6.10-6



Abhängearm schräg
l=380mm
Art. LM 6.06-2



Buchse verschraubbar
Art. LM 6.00-2




Konfektionsstange mit Glasboden satiniert
8mm; t=400mm


62,5cm Art. GLM 6.10-4
100 cm Art. GLM 6.10-5
125 cm Art. GLM 6.10-6




Abhängearm gerade
l=250mm
Art. LM 6.03-2



Schraubbuchse beidseitig
Holz/Glas Art. LM 6.22-2




Konfektionsstange
62,5cm Art. SLM 6.10-4
100 cm Art. SLM 6.10-5
125 cm Art. SLM 6.10-6



Abhängearm gerade mit Scheibe
l=160
Art. LM 6.02-2




Dübelbuchse f. Betonwände
Art. LM 6.20-2



Glasbodenträger
26 cm Art. LM 6.04-4
31 cm Art. LM 6.04-5
36 cm Art. LM 6.04-6



Stufenarm
l=410mm
Art. LM 6.07-2



Glasplattenträger f. 8mm Glas
Art. LM 6.09-2